





DEVELOPMENT MANAGEMENT PERFORMANCE UPDATE – 06 March 2025

1. INTRODUCTION:

- 1.1 This report briefly sets out performance in relation to the determination of planning applications in Development Management the period **January 2025**.
- 1.2 This report sets out the figures for the number of cases decided and percentage within time set against the relevant target and summary of 24-month average performance.
- 1.3 The tables also set out the percentage of the total number of decisions made that are subsequently overturned at appeal as 24-month average performance.
- 1.4 In addition, the tables set out the number of cases registered and validated within the specified months.

Performance Measure	Actual Performance	Target	Comments
(Speed) Decisions Made <i>(Period January 2025)</i>	Major 0 (zero) decisions issued	60% (80% NNDC)	24 month average to 31 January 2025 is 100.00% 
	Non-Major 62 decisions issued <i>100% within time period</i>	70% (90% NNDC)	24 month average to 31 January 2025 is 97.00% 
(Quality) % of total number of decisions made that are then subsequently overturned at appeal	Major	10% (5% NNDC)	24 month average to 31 January 2025 is 1.56% (one case RV/22/1661) 
	Non-Major	10% (5% NNDC)	24 month average to 31 January 2025 is 0.77% 

Performance Measure	Actual Performance	Target	Comments
Validation <i>(Period January 2025)</i>	178 applications registered 134 applications validated	3 days for Non- Major from date of receipt 5 days for Majors from date of receipt	Datasets do not currently breakdown validated apps by Major / Minor or those on PS2 returns, but performance data retrieval being reviewed.

2. S106 OBLIGATIONS

- 2.1 A copy of the list of latest S106 Obligations is attached. There are currently five S106 Obligations being progressed, three of which have been completed and can be removed from the list.

3. RECOMMENDATIONS:

- 3.1 Members are asked to note the content of this report.**